

FLAT FACE/VEP/STEEL

VITE VALVOLA PIANA/ACCIAIO
 FLAT FACE SCREW COUPLINGS/STEEL
 FLACHDICHTENDE SCHRAUBKUPPLUNGEN/STAHL
 COUPLEURS FACE PLANE À VISSER/ACIER



Caratteristiche tecniche I

- Intercambiabilità: Stucchi VEP
- Occlusione: faccia piana
- Aggancio: a vite
- Materiale: acciaio
- Finitura: Zn-Fe (Cr III) e Zn-Ni
- Filettature: BSP - NPT - SAE
- Guarnizioni standard: NBR e PU
- Temperatura d'esercizio: -25 °C +100 °C
- Guarnizioni opzionali: FKM, EPDM o altro.
- Pressioni di esercizio: 300-450 bar
- Connessione in pressione residua: consentita (lato maschio o lato femmina)

Technical data E

- Interchange: Stucchi VEP
- Occlusion: flat face
- Locking: screw
- Material: steel
- Finishing: Zn-Fe (Cr III) and Zn-Ni
- Threads: BSP - NPT - SAE
- Standard seals: NBR and PU
- Working temperature: -25 °C +100 °C
- Optional seals: FKM, EPDM or more.
- Working pressure: 300-450 bar
- Connection under residual pressure: allowed (both male or female side)

Technische Merkmale D

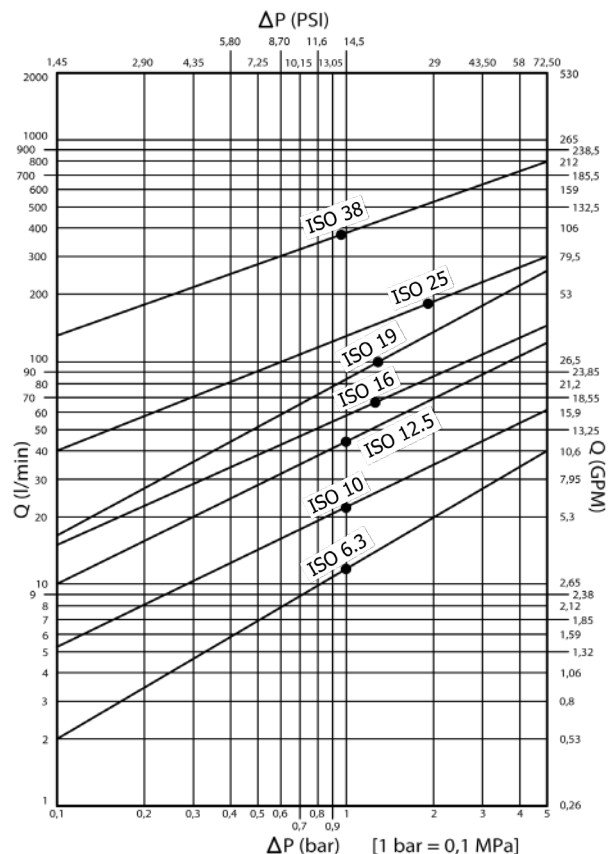
- Austauschbarkeit: Stucchi VEP
- Verschluss: flachdichtend
- Kupplung: Schraubweise
- Werkstoff: Stahl
- Ausführung: Zn-Fe (Cr III) und Zn-Ni
- Gewinde: BSP - NPT - SAE
- Standard-Dichtungen: NBR und PU
- Betriebstemperatur: -25 °C +100 °C
- Dichtungen nach Wahl: FKM, EPDM, usw.
- Betriebsdruck: 300-450 bar
- Kuppeln unter Restdruck: erlaubt (Steckerseite oder Muffenseite)

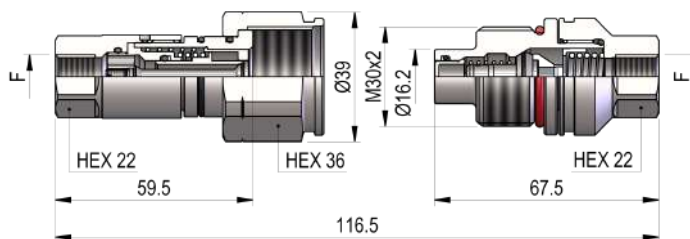
Caracteristiques techniques F

- Interchangeabilité: Stucchi VEP
- Obturation: clapet plat
- Accrochage: à visser
- Matériel: acier
- Traitement: Zn-Fe (Cr III) et Zn-Ni
- Taraudage: BSP - NPT - SAE
- Joints standard: NBR et PU
- Température de service: -25 °C +100 °C
- Joints facultatifs: FKM, EPDM, ect.
- Pression de service: 300-450 bar
- Connexion sous pression résiduelle: possible (côté male ou femelle)

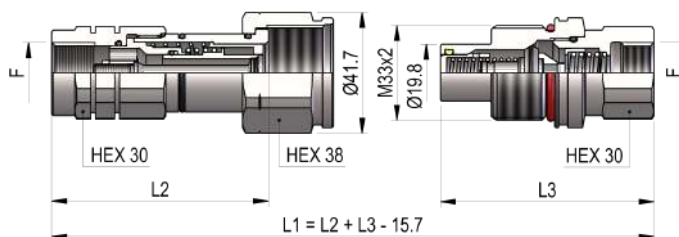
Nominal size	Max working pressure	Rated flow	Max flow rate	Min burst pressure			Fluid spillage			
				Male	Female	Coupled				
DNP BG ISO mm MPa l/min l/min MPa MPa MPa cc										
06	1	6.3	6	45	12	24	190	180	200	0.008
13	2	10	8.6	35	23	46	130	170	140	0.010
20	3	12.5	10.7	35	45	90	140	140	140	0.012
22	4A	16	12.8	35	74	150	140	140	140	0.015
25	4	19	14.8	35	100	200	140	140	140	0.020
30	5	25	17.6	35	189	280	140	140	140	0.030
39	7	38	30	30	379	700	120	120	120	0.050

1 MPa = 145.04 psi • 1 l = 0.264 gal

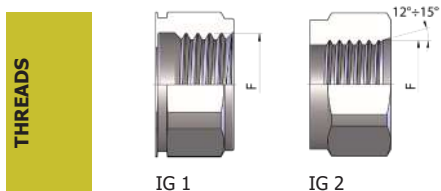


PST4 DN06 - BG 1 - ISO 6.3


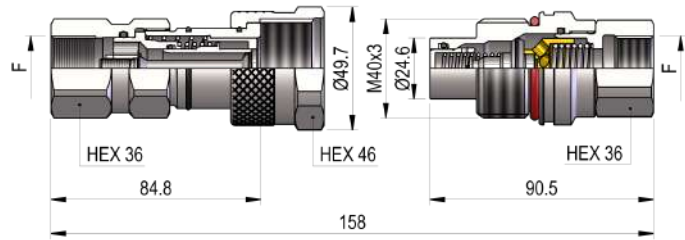
THREADS	F	STANDARD	FEMMINA - FEMALE - MUFFE - FEMELLE			MASCIO - MALE - STECKER - MALE		
			COD. F	Weight (g)	Packaging (pcs.)	COD. M	Weight (g)	Packaging (pcs.)
IG 1	BSP 1/4"	DIN 3852-2-X	PST4.0606.112	268	35	PST4.0606.113	237	45
	NPT 1/4"	ANSI B1.20.3	PST4.0606.012	269	35	PST4.0606.013	238	45
IG 2	9/16"-18 UNF 2B	SAE J 1926-1	PST4.0615.032	265	35	PST4.0615.033	237	45

PST4 DN13 - BG 2 - ISO 10 (E)


THREADS	L2	L3	F	STANDARD	FEMMINA - FEMALE - MUFFE - FEMELLE			MASCIO - MALE - STECKER - MALE		
					COD. F	Weight (g)	Packaging (pcs.)	COD. M	Weight (g)	Packaging (pcs.)
IG 1	75.1	74	BSP 3/8"	DIN 3852-2-X	PST4.1310.112	381	33	PST4.1310.113	298	35
	75.1	77.5	NPT 3/8"	ANSI B1.20.3	PST4.1310.012	383	33	PST4.1310.013	314	35
	75.1	77.5	RC 3/8"	EN 10226	PST4.1310.042	382	33	PST4.1310.043	317	35
	75.1	74	BSP 1/2"	DIN 3852-2-X	PST4.1313.112	366	33	PST4.1313.113	284	35
	75.1	78	NPT 1/2"	ANSI B1.20.3	PST4.1313.012	369	33	PST4.1313.013	301	35
	76.1	78	RC 1/2"	EN 10226	PST4.1313.042	372	33	PST4.1313.043	302	35
IG 2	73.6	75	9/16"-18 UNF 2B	SAE J 1926-1	PST4.1315.032	380	33	PST4.1315.033	309	35
	75.1	75	3/4"-16 UNF 2B	SAE J 1926-1	PST4.1319.032	373	33	PST4.1319.033	293	35

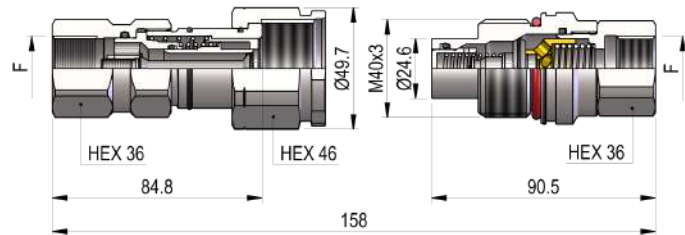


PST4 DN20 - BG 3 - ISO 12.5 (T)



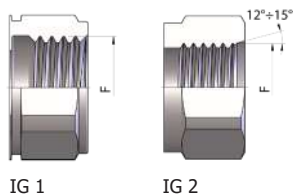
THREADS	F	STANDARD	FEMMINA - FEMALE - MUFFE - FEMELLE			MASCIO - MALE - STECKER - MALE		
			COD. F	Weight (g)	Packaging (pcs.)	COD. M	Weight (g)	Packaging (pcs.)
IG 1	BSP 1/2"	DIN 3852-2-X	PST4.2013.112 T	619	25	PST4.2013.113	541	28
	NPT 1/2"	ANSI B1.20.3	PST4.2013.012 T	624	25	PST4.2013.013	542	28
	BSP 3/4"	DIN 3852-2-X	PST4.2019.112 T	586	25	PST4.2019.113	503	28
	NPT 3/4"	ANSI B1.20.3	PST4.2019.012 T	594	25	PST4.2019.013	510	28
IG 2	3/4"-16 UNF 2B	SAE J 1926-1	PST4.2019.032 T	625	25	PST4.2019.033	544	28
	1"1/16-12 UN 2B	SAE J 1926-1	PST4.2027.032 T	580	25	PST4.2027.033	498	28

PST4 DN20 - BG 3 - ISO 12.5 (E)



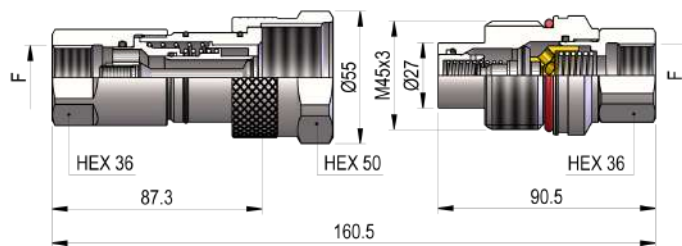
THREADS	F	STANDARD	FEMMINA - FEMALE - MUFFE - FEMELLE			MASCIO - MALE - STECKER - MALE		
			COD. F	Weight (g)	Packaging (pcs.)	COD. M	Weight (g)	Packaging (pcs.)
IG 1	BSP 1/2"	DIN 3852-2-X	PST4.2013.112	655	25	PST4.2013.113	541	28
	NPT 1/2"	ANSI B1.20.3	PST4.2013.012	659	25	PST4.2013.013	542	28
	BSP 3/4"	DIN 3852-2-X	PST4.2019.112	622	25	PST4.2019.113	503	28
	NPT 3/4"	ANSI B1.20.3	PST4.2019.012	630	25	PST4.2019.013	510	28
IG 2	3/4"-16 UNF 2B	SAE J 1926-1	PST4.2019.032	661	25	PST4.2019.033	544	28
	1"1/16-12 UN 2B	SAE J 1926-1	PST4.2027.032	616	25	PST4.2027.033	498	28

THREADS

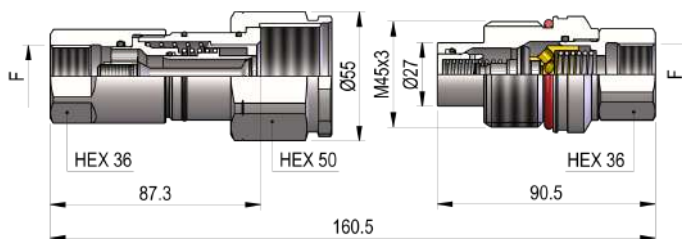


IG 1

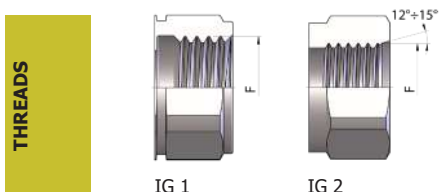
IG 2

PST4 DN22 - BG 4A - ISO 16 (T)


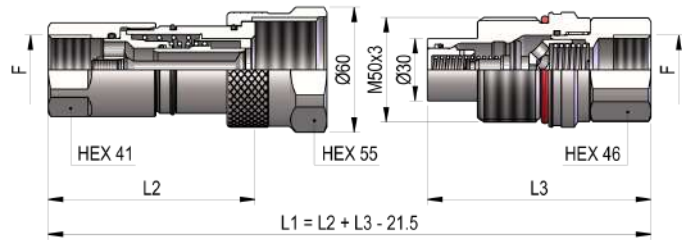
THREADS	F	STANDARD	FEMMINA - FEMALE - MUFFE - FEMELLE			MASCIO - MALE - STECKER - MALE		
			COD. F	Weight (g)	Packaging (pcs.)	COD. M	Weight (g)	Packaging (pcs.)
IG 1	BSP 3/4"	DIN 3852-2-X	PST4.2219.112 T	706	20	PST4.2219.113	593	20
	NPT 3/4"	ANSI B1.20.3	PST4.2219.012 T	714	20	PST4.2219.013	599	20
IG 2	1"1/16-12 UN 2B	SAE J 1926-1	PST4.2227.032 T	700	20	PST4.2227.033	588	20

PST4 DN22 - BG 4A - ISO 16 (E)


THREADS	F	STANDARD	FEMMINA - FEMALE - MUFFE - FEMELLE			MASCIO - MALE - STECKER - MALE		
			COD. F	Weight (g)	Packaging (pcs.)	COD. M	Weight (g)	Packaging (pcs.)
IG 1	BSP 3/4"	DIN 3852-2-X	PST4.2219.112	750	20	PST4.2219.113	593	20
	NPT 3/4"	ANSI B1.20.3	PST4.2219.012	758	20	PST4.2219.013	599	20
IG 2	1"1/16-12 UN 2B	SAE J 1926-1	PST4.2227.032	743	20	PST4.2227.033	588	20

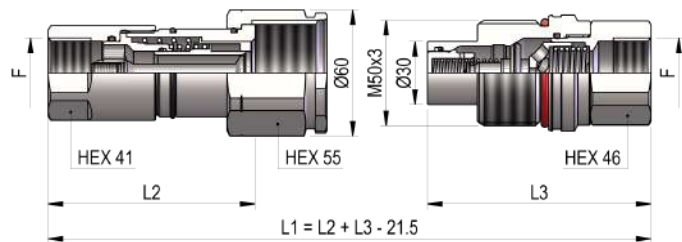


PST4 DN25 - BG 4 - ISO 19 (T)



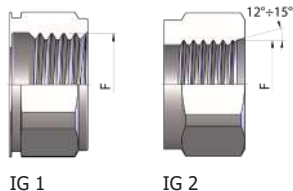
THREADS	L2	L3	F	STANDARD	FEMMINA - FEMALE - MUFFE - FEMELLE			MASCHIO - MALE - STECKER - MALE		
					COD. F	Weight (g)	Packaging (pcs.)	COD. M	Weight (g)	Packaging (pcs.)
IG 1	96	103	BSP 3/4"	DIN 3852-2-X	PST4.2519.112 T	967	18	PST4.2519.113	980	18
	96	104	NPT 3/4"	ANSI B1.20.3	PST4.2519.012 T	972	18	PST4.2519.013	987	18
	99	107	BSP 1"	DIN 3852-2-X	PST4.2525.112 T	938	18	PST4.2525.113	922	18
	99	107	NPT 1"	ANSI B1.20.3	PST4.2525.012 T	944	18	PST4.2525.013	932	18
IG 2	96.5	104	1"1/16-12 UN 2B	SAE J 1926-1	PST4.2527.032 T	975	18	PST4.2527.033	955	18
	96.5	105	1"5/16-12 UN 2B	SAE J 1926-1	PST4.2533.032 T	916	18	PST4.2533.033	897	18

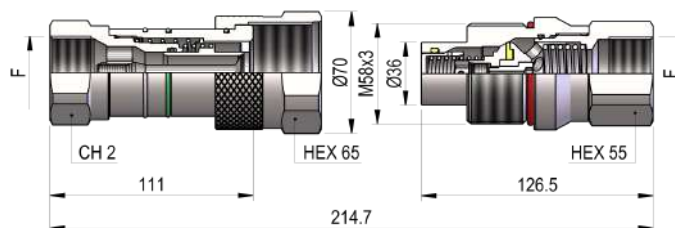
PST4 DN25 - BG 4 - ISO 19 (E)



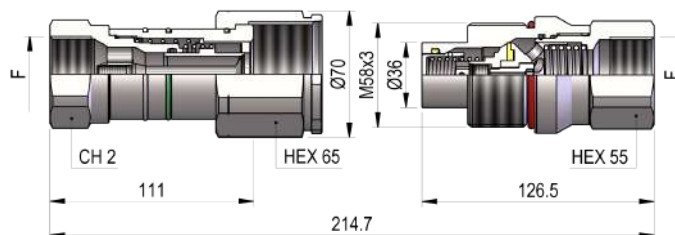
THREADS	L2	L3	F	STANDARD	FEMMINA - FEMALE - MUFFE - FEMELLE			MASCHIO - MALE - STECKER - MALE		
					COD. F	Weight (g)	Packaging (pcs.)	COD. M	Weight (g)	Packaging (pcs.)
IG 1	96	103	BSP 3/4"	DIN 3852-2-X	PST4.2519.112	1026	18	PST4.2519.113	980	18
	96	104	NPT 3/4"	ANSI B1.20.3	PST4.2519.012	1031	18	PST4.2519.013	987	18
	99	107	BSP 1"	DIN 3852-2-X	PST4.2525.112	997	18	PST4.2525.113	922	18
	99	107	NPT 1"	ANSI B1.20.3	PST4.2525.012	1003	18	PST4.2525.013	932	18
IG 2	96.5	104	1"1/16-12 UN 2B	SAE J 1926-1	PST4.2527.032	1034	18	PST4.2527.033	955	18
	96.5	105	1"5/16-12 UN 2B	SAE J 1926-1	PST4.2533.032	975	18	PST4.2533.033	897	18

THREADS

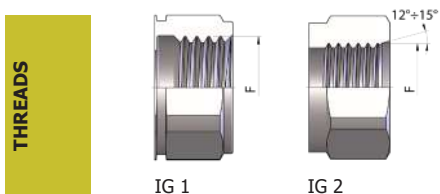


PST4 DN30 - BG 5 - ISO 25 (T)


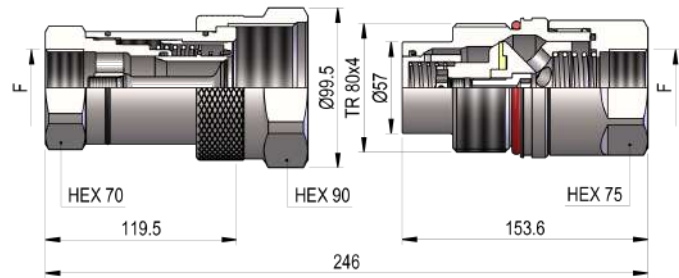
THREADS	CH2	F	STANDARD	FEMMINA - FEMALE - MUFFE - FEMELLE			MASCHIO - MALE - STECKER - MALE		
				COD. F	Weight (g)	Packaging (pcs.)	COD. M	Weight (g)	Packaging (pcs.)
IG 1	50	BSP 1"	DIN 3852-2-X	PST4.3025.112 T	1618	12	PST4.3025.113	1656	13
	50	NPT 1"	ANSI B1.20.3	PST4.3025.012 T	1641	12	PST4.3025.013	1662	13
	55	BSP 1"¼	DIN 3852-2-X	PST4.3031.112 T	1620	12	PST4.3031.113	1519	13
	55	NPT 1"¼	ANSI B1.20.3	PST4.3031.012 T	1634	12	PST4.3031.013	1540	13
IG 2	50	1"5/16-12 UN 2B	SAE J 1926-1	PST4.3033.032 T	1617	12	PST4.3033.033	1645	13
	55	1"5/8-12 UN 2B	SAE J 1926-1	PST4.3041.032 T	1622	12	PST4.3041.033	1549	13

PST4 DN30 - BG 5 - ISO 25 (E)


THREADS	CH2	F	STANDARD	FEMMINA - FEMALE - MUFFE - FEMELLE			MASCHIO - MALE - STECKER - MALE		
				COD. F	Weight (g)	Packaging (pcs.)	COD. M	Weight (g)	Packaging (pcs.)
IG 1	50	BSP 1"	DIN 3852-2-X	PST4.3025.112	1700	12	PST4.3025.113	1656	13
	50	NPT 1"	ANSI B1.20.3	PST4.3025.012	1722	12	PST4.3025.013	1662	13
	55	BSP 1"¼	DIN 3852-2-X	PST4.3031.112	1700	12	PST4.3031.113	1519	13
	55	NPT 1"¼	ANSI B1.20.3	PST4.3031.012	1715	12	PST4.3031.013	1540	13
IG 2	50	1"5/16-12 UN 2B	SAE J 1926-1	PST4.3033.032	1698	12	PST4.3033.033	1645	13
	55	1"5/8-12 UN 2B	SAE J 1926-1	PST4.3041.032	1703	12	PST4.3041.033	1549	13

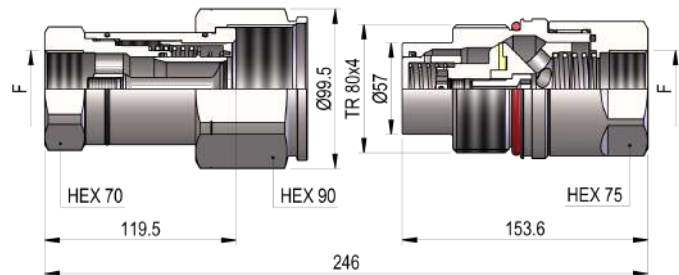


PST4 DN39 - BG 7 - ISO 38 (T)

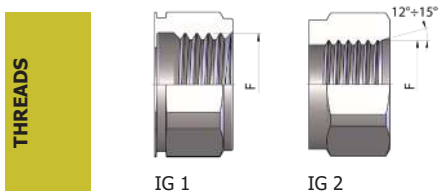


THREADS	F	STANDARD	FEMMINA - FEMALE - MUFFE - FEMELLE			MASCHIO - MALE - STECKER - MALE		
			COD. F	Weight (g)	Packaging (pcs.)	COD. M	Weight (g)	Packaging (pcs.)
IG 1	BSP 1"¼	DIN 3852-2-X	PST4.3931.112 T	3328	6	PST4.3931.113	3822	6
	NPT 1"¼	ANSI B1.20.3	PST4.3931.012 T	3346	6	PST4.3931.013	3840	6
	BSP 1"½	DIN 3852-2-X	PST4.3939.112 T	3256	6	PST4.3939.113	3750	6
	NPT 1"½	ANSI B1.20.3	PST4.3939.012 T	3271	6	PST4.3939.013	3767	6
IG 2	1"5/8-12 UN 2B	SAE J 1926-1	PST4.3941.032 T	3326	6	PST4.3941.033	3820	6
	1"7/8-12 UN 2B	SAE J 1926-1	PST4.3947.032 T	3246	6	PST4.3947.033	3728	6

PST4 DN39 - BG 7 - ISO 38 (E)

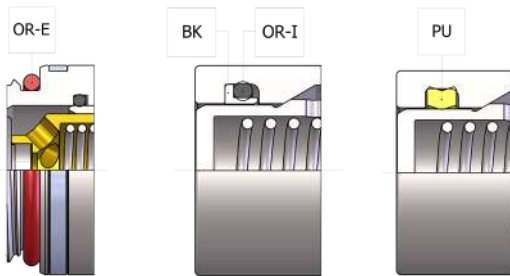


THREADS	F	STANDARD	FEMMINA - FEMALE - MUFFE - FEMELLE			MASCHIO - MALE - STECKER - MALE		
			COD. F	Weight (g)	Packaging (pcs.)	COD. M	Weight (g)	Packaging (pcs.)
IG 1	BSP 1"¼	DIN 3852-2-X	PST4.3931.112	3572	6	PST4.3931.113	3822	6
	NPT 1"¼	ANSI B1.20.3	PST4.3931.012	3590	6	PST4.3931.013	3840	6
	BSP 1"½	DIN 3852-2-X	PST4.3939.112	3500	6	PST4.3939.113	3750	6
	NPT 1"½	ANSI B1.20.3	PST4.3939.012	3515	6	PST4.3939.013	3767	6
IG 2	1"5/8-12 UN 2B	SAE J 1926-1	PST4.3941.032	3570	6	PST4.3941.033	3820	6
	1"7/8-12 UN 2B	SAE J 1926-1	PST4.3947.032	3490	6	PST4.3947.033	3728	6



METAL CAPS

NOMINAL SIZE			FEMALE DUST PLUG				MALE DUST CAP				MATERIAL		
DNP	BG	ISO	COD. F	Dimensions			Weight (g)	COD. M	Dimensions			Weight (g)	
				D	L	D1			D	L	D1		
06	1	6.3	SPST.06202	35	150	25	46	SPST.06203	35	150	25	46	Aluminum
13	2	10	SPST.13202	38	230	32	52	SPST.13203	35	230	32	65	Aluminum
20	3	12.5	SPST.20202	45	360	34	75	SPST.20203	46	360	34	90	Aluminum
22	4A	16	SPST.22202	50	360	40	102	SPST.22203	50	360	40	109	Aluminum
25	4	19	SPST.25202	55	360	50	147	SPST.25203	55	360	50	155	Aluminum
30	5	25	SPST.30202	65	400	55	214	SPST.30203	65	400	55	225	Aluminum
39	7	40	SPST.39202	90	400	60	400	SPST.39203	90	400	60	509	Aluminum


SPARE PARTS


NOMINAL SIZE			MALE GASKET	MALE GASKET	MALE GASKET	
DNP	BG	ISO	OR-E (SILICONE)	OR-I (NBR)	BK (PTFE)	PU (POLYURETHANE)
06	1	6.3	PLT.319.031 S	PLT.006.120	PLT.006.130	-
13	2	10	PAV.019.120 S	PLT.013.120	PLT.013.130	PLK.013.210
20	3	12.5	PGR.025.120 S	PLT.019.120	PLT.019.130	PVT.019.210
22	4A	16	PBV.025.120 S	PLT.022.120	PLT.022.130	PVT.022.210
25	4	19	PAV.030.120 S	PLT.025.120	PLT.025.130	PVT.025.210
30	5	25	PDV.039.120 S	PLT.031.120	PLT.031.130	PVT.030.210
39	7	40	PST.039.122 S	PLT.039.120	PLT.039.130	-