

ISO 16028/STAINLESS STEEL

VALVOLA PIANA/ACCIAIO INOX
 FLAT FACE/STAINLESS STEEL
 FLACHDICHTEND/EDELSTAHL
 CLAPET PLAT/ACIER INOX


Caratteristiche tecniche I

- Norma: ISO 16028 (DN06→DN30)
- Occlusione: faccia piana
- Aggancio: sfere radiali
- Materiale: acciaio inox AISI 316
- Filettature: BSP - NPT - SAE
- Guarnizioni standard: FKM
- Temperatura d'esercizio: -25 °C + 200 °C
- Guarnizioni opzionali: EPDM, FFKM o altro.
- Pressioni di esercizio: 100-300 bar
- Connessione in pressione residua: non consentita

Technical data E

- Standard: ISO 16028 (DN06→DN30)
- Occlusion: flat face
- Locking: radial balls
- Material: stainless steel AISI 316
- Threads: BSP - NPT - SAE
- Standard seals: FKM
- Working temperature: -25 °C +200 °C
- Optional seals: EPDM, FFKM or more.
- Working pressure: 100-300 bar
- Connection under residue pressure: not allowed

Technische Merkmale D

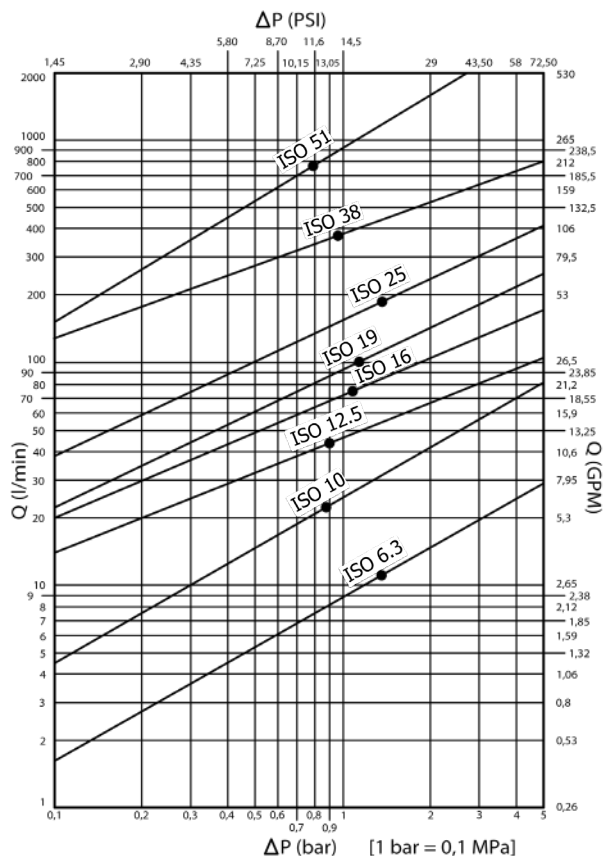
- Norm: ISO 16028 (DN06→DN30)
- Verschluss: flachdichtend
- Kupplung: Radial Kugeln
- Werkstoff: rostfreiem Stahl AISI 316
- Gewinde: BSP - NPT - SAE
- Standard-Dichtungen: FKM
- Betriebstemperatur: -25 °C +200 °C
- Dichtungen nach Wahl: EPDM, FFKM, usw.
- Betriebsdruck: 100-300 bar
- Kuppeln unter Restdruck: nicht möglich

Caracteristiques techniques F

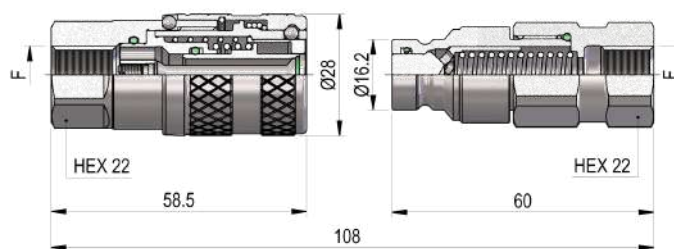
- Norme: ISO 16028 (DN06→DN30)
- Obturation: clapet plat
- Accrochage: billes radiales
- Matériel: acier inoxydable AISI 316
- Taraudage: BSP - NPT - SAE
- Joints standard: FKM
- Température de service: -25 °C +200 °C
- Joints facultatifs: EPDM, FFKM, ect.
- Pression de service: 100-300 bar
- Connexion sous pression résiduelle: pas possible

Nominal size	Max working pressure	Rated flow	Max flow rate	Min burst pressure			Fluid spillage			
				Male	Female	Coupled				
DNP	BG	ISO	mm	MPa	l/min	l/min	MPa	MPa	MPa	cc
06	1	6.3	6	30	12	24	260	160	130	0.008
13	2	10	8.6	25	23	46	140	100	190	0.010
20	3	12.5	10.7	25	45	90	130	100	160	0.012
22	4A	16	12.8	25	74	150	110	100	140	0.015
25	4	19	14.8	25	100	200	110	100	140	0.020
30	5	25	17.6	25	189	280	100	100	100	0.030
39	7	38	30	15	379	700	60	60	60	0.050
50	8	51	40.6	10	757	1000	40	40	40	0.100

1 MPa = 145.04 psi • 1 l = 0.264 gal

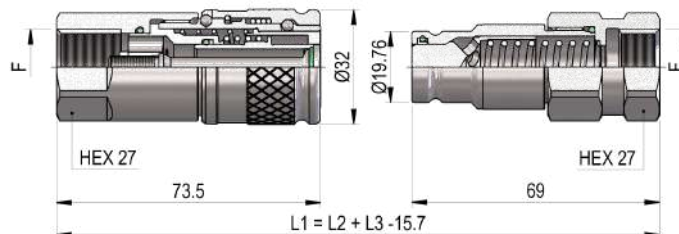


PLTX DN06 - BG 1- ISO 6.3

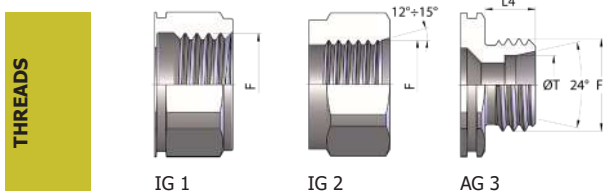


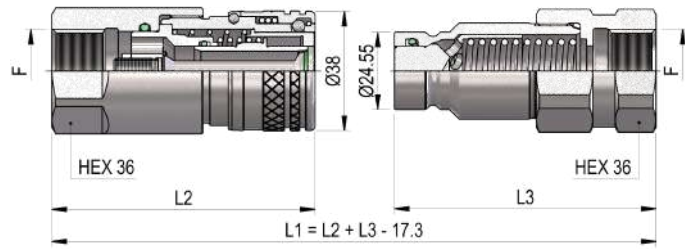
THREADS	F	STANDARD	FEMMINA - FEMALE - MUFFE - FEMELLE			MASCHIO - MALE - STECKER - MALE		
			COD. F	Weight (g)	Packaging (pcs.)	COD. M	Weight (g)	Packaging (pcs.)
IG 1	BSP 1/4"	DIN 3852-2-X	PLTX.0606.112	186	100	PLTX.0606.113	121	200
	NPT 1/4"	ANSI B1.20.3	PLTX.0606.012	187	100	PLTX.0606.013	122	200
IG 2	9/16"-18 UNF 2B	SAE J 1926-1	PLTX.0615.032	183	100	PLTX.0615.033	118	200

PLTX DN13 - BG 2 - ISO 10

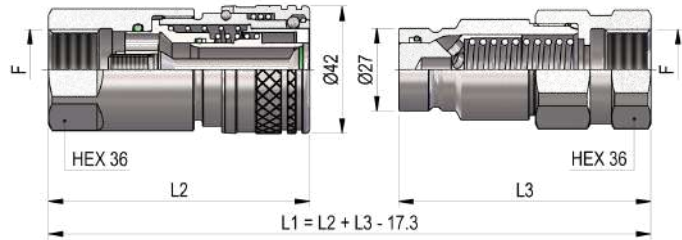


THREADS	L2	L3	L4	F	STANDARD	FEMMINA - FEMALE - MUFFE - FEMELLE			MASCHIO - MALE - STECKER - MALE		
						COD. F	Weight (g)	Packaging (pcs.)	COD. M	Weight (g)	Packaging (pcs.)
IG 1	73.5	69.5		BSP 3/8"	DIN 3852-2-X	PLTX.1310.112	298	60	PLTX.1310.113	172	76
	73.5	69.5		NPT 3/8"	ANSI B1.20.3	PLTX.1310.012	300	60	PLTX.1310.013	175	76
	73.5	69		BSP 1/2"	DIN 3852-2-X	PLTX.1313.112	286	60	PLTX.1313.113	156	76
	73.5	73		NPT 1/2"	ANSI B1.20.3	PLTX.1313.012	287	60	PLTX.1313.013	171	76
IG 2	73.5	70		3/4"-16 UNF 2B	SAE J 1926-1	PLTX.1319.032	290	60	PLTX.1319.033	174	76
AG 3	73	68	12	M20x1.5	ISO 8434-1-S	PLTX.1320.402	276	60	PLTX.1320.403	156	76

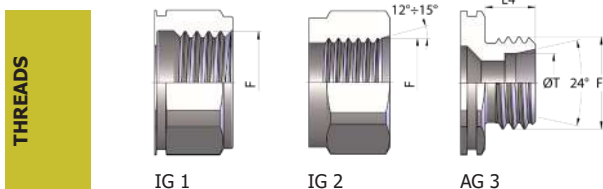


PLTX DN20 - BG 3 - ISO 12.5


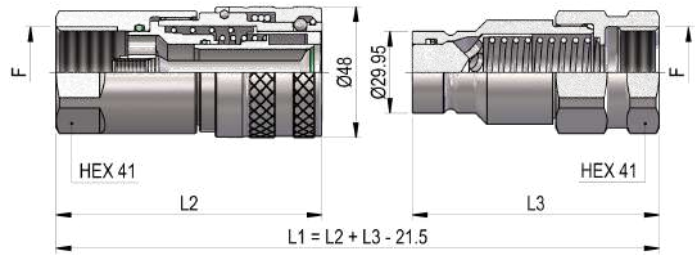
THREADS	L2	L3	L4	F	STANDARD	FEMMINA - FEMALE - MUFFE - FEMELLE			MASCIO - MALE - STECKER - MALE		
						COD. F	Weight (g)	Packaging (pcs.)	COD. M	Weight (g)	Packaging (pcs.)
IG 1	83.5	81.5		BSP 1/2"	DIN 3852-2-X	PLTX.2013.112	544	35	PLTX.2013.113	351	42
	83.5	82		NPT 1/2"	ANSI B1.20.3	PLTX.2013.012	549	35	PLTX.2013.013	358	42
	83.5	83		BSP 3/4"	DIN 3852-2-X	PLTX.2019.112	510	35	PLTX.2019.113	326	42
	83.5	83		NPT 3/4"	ANSI B1.20.3	PLTX.2019.012	519	35	PLTX.2019.013	336	42
IG 2	83.5	83		1"1/16-12 UN 2B	SAE J 1926-1	PLTX.2027.032	508	35	PLTX.2027.033	324	42
AG 3	84.5	80	14	M24x1.5	ISO 8434-1-S	PLTX.2024.402	489	35	PLTX.2024.403	300	42

PLTX DN22 - BG 4A - ISO 16


THREADS	L2	L3	L4	F	STANDARD	FEMMINA - FEMALE - MUFFE - FEMELLE			MASCIO - MALE - STECKER - MALE		
						COD. F	Weight (g)	Packaging (pcs.)	COD. M	Weight (g)	Packaging (pcs.)
IG 1	86	81.5		BSP 1/2"	DIN 3852-2-X	PLTX.2213.112	591	30	PLTX.2213.113	385	42
	86	82		NPT 1/2"	ANSI B1.20.3	PLTX.2213.012	596	30	PLTX.2213.013	392	42
	86	83		BSP 3/4"	DIN 3852-2-X	PLTX.2219.112	557	30	PLTX.2219.113	360	42
	86	83		NPT 3/4"	ANSI B1.20.3	PLTX.2219.012	566	30	PLTX.2219.013	370	42
IG 2	86	83		1"1/16-12 UN 2B	SAE J 1926-1	PLTX.2227.032	549	30	PLTX.2227.033	355	42
AG 3	87	80	14	M24x1.5	ISO 8434-1-S	PLTX.2224.402	535	30	PLTX.2224.403	335	42

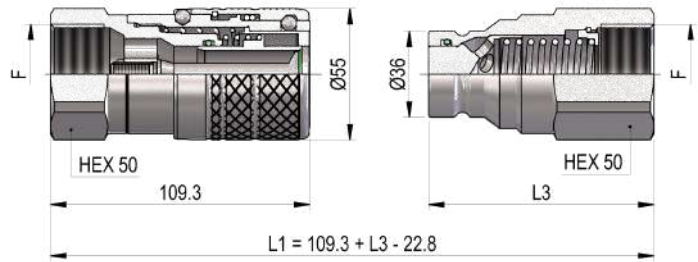


PLTX DN25 - BG 4 - ISO 19

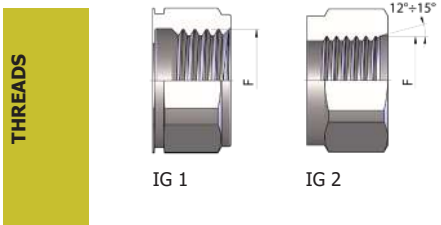


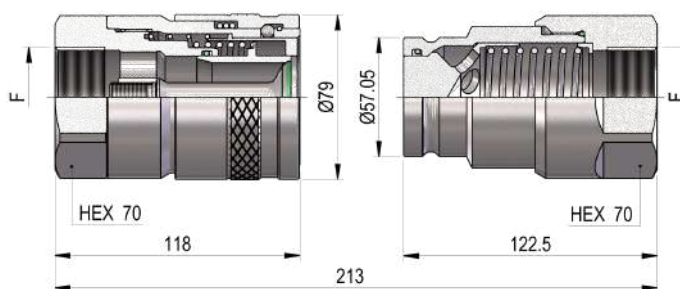
THREADS	L2	L3	F	STANDARD	FEMMINA - FEMALE - MUFFE - FEMELLE			MASCHIO - MALE - STECKER - MALE		
					COD. F	Weight (g)	Packaging (pcs.)	COD. M	Weight (g)	Packaging (pcs.)
IG 1	95.5	90.5	BSP 3/4"	DIN 3852-2-X	PLTX.2519.112	850	23	PLTX.2519.113	496	30
	95.5	90.5	NPT 3/4"	ANSI B1.20.3	PLTX.2519.012	855	23	PLTX.2519.013	503	30
	97.5	90.5	BSP 1"	DIN 3852-2-X	PLTX.2525.112	803	23	PLTX.2525.113	451	30
	97.5	93.5	NPT 1"	ANSI B1.20.3	PLTX.2525.012	814	23	PLTX.2525.013	480	30
IG 2	95	93.5	1"5/16-12 UN 2B	SAE J 1926-1	PLTX.2533.032	794	23	PLTX.2533.033	431	30

PLTX DN30 - BG 5 - ISO 25

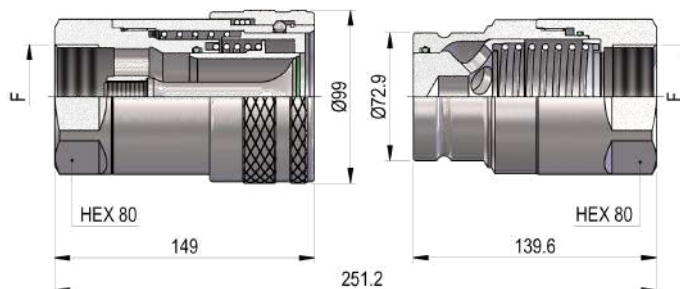


THREADS	L3	F	STANDARD	FEMMINA - FEMALE - MUFFE - FEMELLE			MASCHIO - MALE - STECKER - MALE		
				COD. F	Weight (g)	Packaging (pcs.)	COD. M	Weight (g)	Packaging (pcs.)
IG 1	97	BSP 1"	DIN 3852-2-X	PLTX.3025.112	1275	7	PLTX.3025.113	836	20
	97	NPT 1"	ANSI B1.20.3	PLTX.3025.012	1295	7	PLTX.3025.013	861	20
	95	BSP 1"1/4	DIN 3852-2-X	PLTX.3031.112	1164	7	PLTX.3031.113	744	20
	95	NPT 1"1/4	ANSI B1.20.3	PLTX.3031.012	1175	7	PLTX.3031.013	757	20



PLTX DN39 - BG 7 - ISO 38


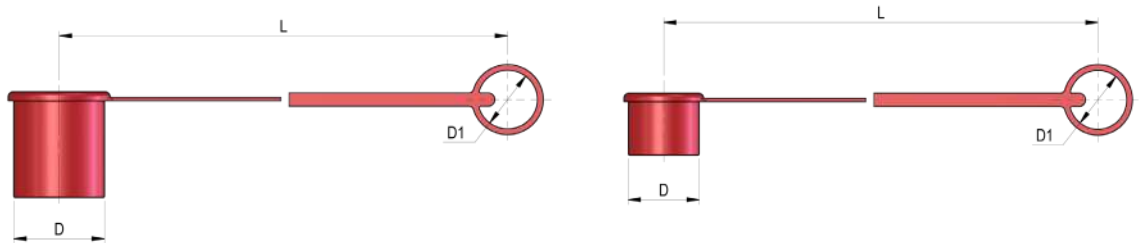
F	STANDARD	FEMMINA - FEMALE - MUFFE - FEMELLE			MASCIO - MALE - STECKER - MALE		
		COD. F	Weight (g)	Packaging (pcs.)	COD. M	Weight (g)	Packaging (pcs.)
BSP 1"½	DIN 3852-2-X	PLTX.3939.112	2844	5	PLTX.3939.113	2134	8
NPT 1"½	ANSI B1.20.3	PLTX.3939.012	2859	5	PLTX.3939.013	2149	8

PLTX DN50 - BG 8 - ISO 51


F	STANDARD	FEMMINA - FEMALE - MUFFE - FEMELLE			MASCIO - MALE - STECKER - MALE		
		COD. F	Weight (g)	Packaging (pcs.)	COD. M	Weight (g)	Packaging (pcs.)
BSP 2"	DIN 3852-2-X	PLTX.5051.112	4790	5	PLTX.5051.113	3200	6
NPT 2"	ANSI B1.20.3	PLTX.5051.012	4650	5	PLTX.5051.013	3110	6

PLASTIC CAPS

NOMINAL SIZE				FEMALE DUST PLUG				MALE DUST CAP				COLOR	MATERIAL	
DNP	BG	ISO	COD. F	Dimensions			Weight (g)	COD. M	Dimensions			Weight (g)		
				D	L	D1			D	L	D1			
06	1	6.3	SPLT.06002	32.5	200	20	16	SPLT.06003	26	200	20	13	●	PVC
13	2	10	SPLT.13002	37	200	26	21	SPLT.13003	27.5	200	26	15	●	PVC
20	3	12.5	SPLT.20002	43	200	31.5	29	SPLT.20003	35	200	31.5	26	●	PVC
25	4	19	SPLT.25002	53.5	265	35	51	SPLT.25003	43	265	35	41	●	PVC

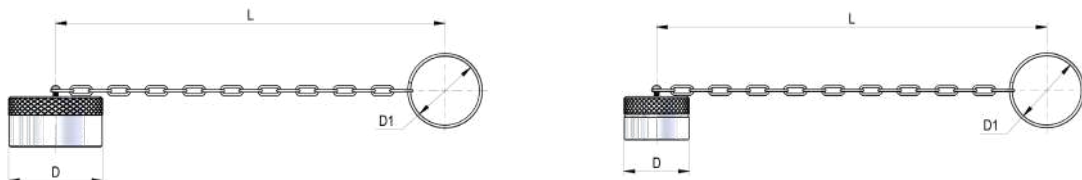


NOMINAL SIZE				FEMALE DUST PLUG				MALE DUST CAP				COLOR	MATERIAL	
DNP	BG	ISO	COD. F	Dimensions			Weight (g)	COD. M	Dimensions			Weight (g)		
				D	L	D1			D	L	D1			
22	4A	16	SPLT.22002	47	200	32.5	34	SPLT.22003	38	200	32.5	30	●	PVC
30	5	25	SPLT.30002	62	280	48	75	SPLT.30003	51	270	48	60	●	PVC

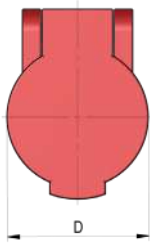


METAL CAPS

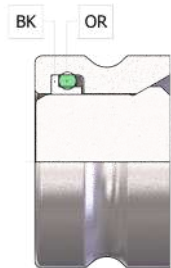
NOMINAL SIZE				FEMALE DUST PLUG				MALE DUST CAP				MATERIAL	
DNP	BG	ISO	COD. F	Dimensions			Weight (g)	COD. M	Dimensions			Weight (g)	
				D	L	D1			D	L	D1		
06	1	6.3	SPLT.06202	35	200	32	41	SPLT.06203	25	200	32	28	Aluminum
13	2	10	SPLT.13202	40	200	32	48	SPLT.13203	30	200	32	39	Aluminum
20	3	12.5	SPLT.20202	45	200	32	53	SPLT.20203	32	200	32	40	Aluminum
22	4A	16	SPLT.22202	50	200	32	63	SPLT.22203	35	200	32	43	Aluminum
25	4	19	SPLT.25202	55	275	47.5	74	SPLT.25203	40	275	47.5	66	Aluminum
30	5	25	SPLT.30202	65	275	47.5	126	SPLT.30203	45	275	47.5	71	Aluminum
39	7	38	SPLT.39202	90	275	47.5	207	SPLT.39203	68	275	47.5	155	Aluminum
50	8	51	SPLTX.50202	110	275	47.5	320	SPLK.50203	83	275	47.5	210	Aluminum



*REALIZZATI SU RICHIESTA DEL CLIENTE
 *AVAILABLE ON REQUEST
 *AUF ANFRAGE LIEFERBAR
 *DISPONIBLES SUR DEMANDE

AUTOMATIC CAPS


NOMINAL SIZE			AUTOMATIC FEMALE CAP	Dimensions		Weight	COLOR	MATERIAL
DNP	BG	ISO	COD. F	D	S	(g)		
13	2	10	SPLT.13302	38	16.8	17		Nylon
13	2	10	SPLT.13342	38	16.8	17		Nylon
20	3	12.5	SPPV.13302	46	18.4	24		Nylon
20	3	12.5	SPPV.13312	46	18.4	24		Nylon
20	3	12.5	SPPV.13322	46	18.4	24		Nylon
20	3	12.5	SPPV.13332	46	18.4	24		Nylon
20	3	12.5	SPPV.13342	46	18.4	24		Nylon

SPARE PARTS


NOMINAL SIZE			MALE GASKET	
DNP	BG	ISO	OR-I (NBR)	BK (PTFE)
06	1	6.3	PLT.013.120 V	PLT.006.130
13	2	10	PLT.019.120 V	PLT.013.130
20	3	12.5	PLT.022.120 V	PLT.019.130
22	4A	16	PLT.025.120 V	PLT.022.130
25	4	19	PLT.031.120 V	PLT.025.130
30	5	25	PLT.039.120 V	PLT.031.130
39	7	38	PLTX.050.120 V	PLT.039.130
50	8	51	PLTX.050.120 V	PLTX.050.130

*AL CODICE DELLA GUARNIZIONE IN NBR AGGIUNGERE 'E' PER EPDM O 'V' PER VITON

*TO THE NBR GASKET CODE ADD 'E' FOR EPDM OR 'V' FOR VITON

*ZU DER ARTIKELNR. DER NBR DICHTUNG GEBEN SIE 'E' FUER EPDM ODER 'V' FUER VITON AN

*AU CODE DU JOINT EN NBR JOINDRE 'E' POUR EPDM OU 'V' POUR VITON