

**ISO 16028/700 BAR**

VALVOLA PIANA/ACCIAIO  
 FLAT FACE/STEEL  
 FLACHDICHTEND/STAHL  
 CLAPET PLAT/ACIER


**Caratteristiche tecniche**
**I**

- Norma: ISO 16028
- Occlusione: faccia piana
- Aggancio: sfere radiali
- Materiale: acciaio alta resistenza
- Finitura: Zn-Fe (Cr III) e Zn-Ni
- Filettature: BSP - NPT - SAE
- Guarnizioni standard: NBR e PU
- Temperatura d'esercizio: -25 °C +100 °C
- Guarnizioni opzionali: FKM, EPDM o altro.
- Pressioni di esercizio: 700 bar
- Connessione in pressione residua: non consentita

**Technical data**
**E**

- Standard: ISO 16028
- Occlusion: flat face
- Locking: radial balls
- Material: high resistance steel
- Finishing: Zn-Fe (Cr III) and Zn-Ni
- Threads: BSP - NPT - SAE
- Standard seals: NBR and PU
- Working temperature: -25 °C +100 °C
- Optional seals: FKM, EPDM or more.
- Working pressure: 700 bar
- Connection under residual pressure: not allowed

Nominal size				Max working pressure	Rated flow	Max flow rate	Min burst pressure			Fluid spillage
DNP	BG	ISO	mm	MPa	l/min	l/min	Male	Female	Coupled	cc
06	1	6.3	6	70	12	24	200	230	230	0.008
13	2	10	8.6	70	23	46	210	210	220	0.010

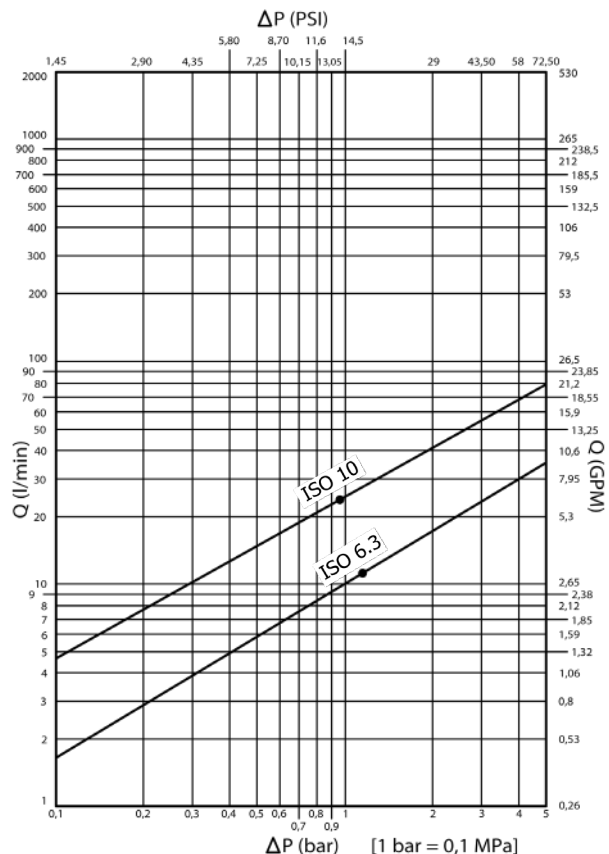
1 MPa = 145.04 psi • 1 l = 0.264 gal

**Technische Merkmale**
**D**

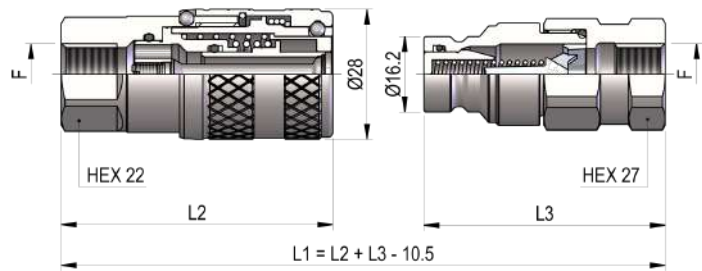
- Norm: ISO 16028
- Verschluss: flachdichtend
- Kupplung: Radial Kugeln
- Werkstoff: hochfester Stahl
- Ausführung: Zn-Fe (Cr III) und Zn-Ni
- Gewinde: BSP - NPT - SAE
- Standard-Dichtungen: NBR und PU
- Betriebstemperatur: -25 °C +100 °C
- Dichtungen nach Wahl: FKM, EPDM, usw.
- Betriebsdruck: 700 bar
- Kuppeln unter Restdruck: nicht möglich

**Caracteristiques techniques**
**F**

- Norme: ISO 16028
- Obturation: clapet plat
- Accrochage: billes radiales
- Matériel: acier à haute résistance
- Traitement: Zn-Fe (Cr III) et Zn-Ni
- Taraudage: BSP - NPT - SAE
- Joints standard: NBR et PU
- Température de service: -25 °C +100 °C
- Joints facultatifs: FKM, EPDM, ect.
- Pression de service: 700 bar
- Connexion sous pression résiduelle: pas possible

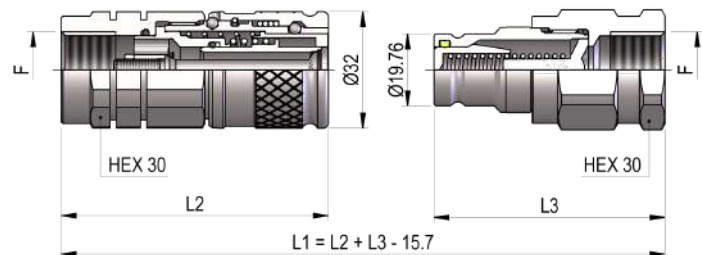


## PLT6 DN06 - BG 1 - ISO 6.3



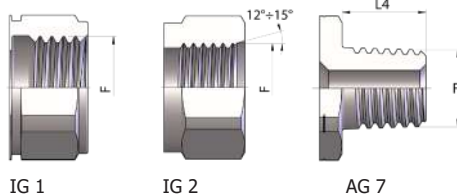
THREADS	L2	L3	L4	F	STANDARD	FEMMINA - FEMALE - MUFFE - FEMELLE			MASCHIO - MALE - STECKER - MALE		
						COD. F	Weight (g)	Packaging (pcs.)	COD. M	Weight (g)	Packaging (pcs.)
<b>IG 1</b>	58.5	52		BSP 1/4"	DIN 3852-2-X	PLT6.0606.112	181	100	PLT6.0606.113	95	200
	58.5	52		NPT 1/4"	ANSI B1.20.3	PLT6.0606.012	182	100	PLT6.0606.013	97	200
	58.5			NPT 3/8"	ANSI B1.20.3	PLT6.0610.012	180	100			
	58.5			RC 3/8"	EN 10226	PLT6.0610.042	180	100			
<b>IG 2</b>	58.5	53.3		9/16"-18 UNF 2B	SAE J 1926-1	PLT6.0615.032	169	100	PLT6.0615.033	92	200
<b>AG 7</b>	63.5	53.8	14	NPT 1/4"	ANSI B1.20.3	PLT6.0606.022	168	100	PLT6.0606.023	84	200
	63	53.8	14	NPT 3/8"	ANSI B1.20.3	PLT6.0610.022	175	100	PLT6.0610.023	90	200
		53.8	14	R 3/8"	EN 10226				PLT6.0610.053	92	200

## PLT6 DN13 - BG 2 - ISO 10



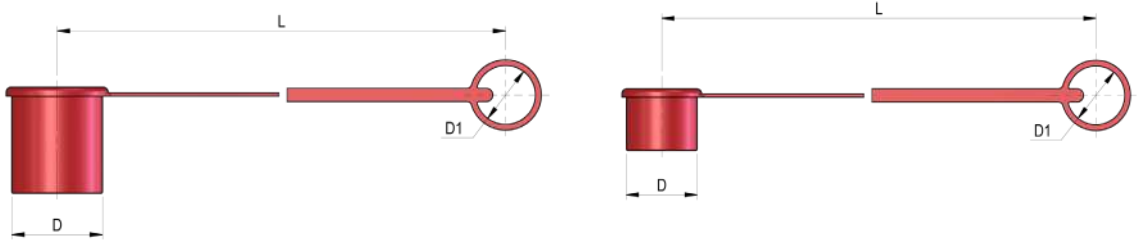
THREADS	L2	L3	L4	F	STANDARD	FEMMINA - FEMALE - MUFFE - FEMELLE			MASCHIO - MALE - STECKER - MALE		
						COD. F	Weight (g)	Packaging (pcs.)	COD. M	Weight (g)	Packaging (pcs.)
<b>IG 1</b>	73.5	63.5		BSP 3/8"	DIN 3852-2-X	PLT6.1310.112	309	60	PLT6.1310.113	208	60
	73.5	63.5		NPT 3/8"	ANSI B1.20.3	PLT6.1310.012	311	60	PLT6.1310.013	209	60
	73.5	63.5		BSP 1/2"	DIN 3852-2-X	PLT6.1313.112	294	60	PLT6.1313.113	199	60
	73.5	63.5		NPT 1/2"	ANSI B1.20.3	PLT6.1313.012	297	60	PLT6.1313.013	201	60
<b>IG 2</b>	73.5	63.5		3/4"-16 UNF 2B	SAE J 1926-1	PLT6.1319.032	301	60	PLT6.1319.033	186	60
<b>AG 7</b>	76.5		14	NPT 3/8"	ANSI B1.20.3	PLT6.1310.022	289	60			

THREADS

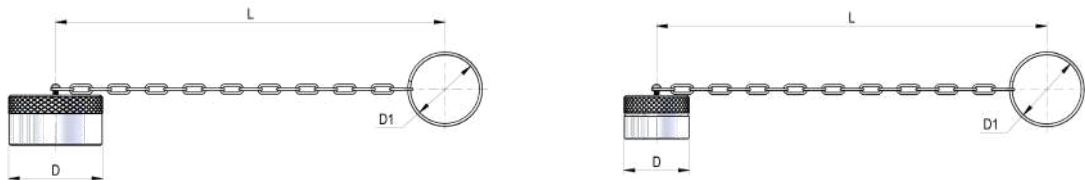
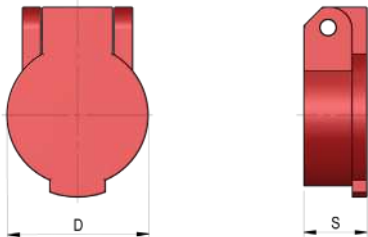


**PLASTIC CAPS**

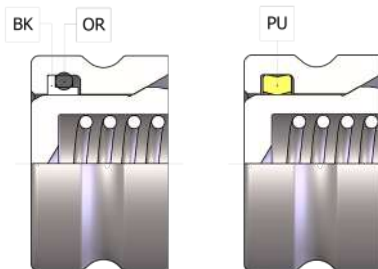
NOMINAL SIZE		FEMALE DUST PLUG						MALE DUST CAP						COLOR	MATERIAL
DNP	BG	ISO	COD. F	Dimensions			Weight (g)	COD. M	Dimensions			Weight (g)			
				D	L	D1			D	L	D1				
06	1	6.3	SPLT.06002	32.5	200	20	16	SPLT.06003	26	200	20	13	●	PVC	
13	2	10	SPLT.13002	37	200	26	21	SPLT.13003	27.5	200	26	15	●	PVC	


**METAL CAPS**

NOMINAL SIZE		FEMALE DUST PLUG						MALE DUST CAP						MATERIAL
DNP	BG	ISO	COD. F	Dimensions			Weight (g)	COD. M	Dimensions			Weight (g)		
				D	L	D1			D	L	D1			
06	1	6.3	SPLT.06202	35	200	32	41	SPLT.06203	25	200	32	28	Aluminum	
13	2	10	SPLT.13202	40	200	32	48	SPLT.13203	30	200	32	39	Aluminum	


**AUTOMATIC CAPS**


NOMINAL SIZE		AUTOMATIC FEMALE CAP					COLOR	MATERIAL
DNP	BG	ISO	COD. F	Dimensions		Weight (g)		
				D	S			
13	2	10	SPLT.13302	38	16.8	17	●	Nylon
13	2	10	SPLT.13342	38	16.8	17	●	Nylon

**SPARE PARTS**


NOMINAL SIZE		MALE GASKET		MALE GASKET	
DNP	BG	ISO	OR (NBR*)	BK (PTFE)	PU (POLYURETHANE)
				06	1
13	2	10	PLT.013.120	PLT.013.130	PLK.013.210

\*AL CODICE DELLA GUARNIZIONE IN NBR AGGIUNGERE 'E' PER EPDM O 'V' PER VITON

\*TO THE NBR GASKET CODE ADD 'E' FOR EPDM OR 'V' FOR VITON

\*ZU DER ARTIKELNR. DER NBR DICHTUNG GEBEN SIE 'E' FUER EPDM ODER 'V' FUER VITON AN

\*AU CODE DU JOINT EN NBR JOINDRE 'E' POUR EPDM OU 'V' POUR VITON