

ISO A/STEEL/FREE FLOW

PASSAGGIO LIBERO/ACCIAIO
 FREE FLOW/STEEL
 FREIER DURCHLAUF/STAHL
 PASSAGE LIBRE/ACIER

Caratteristiche tecniche I

- Norma: ISO 7241 A
- Occlusione: passaggio libero
- Aggancio: sfere radiali
- Materiale: acciaio
- Finitura: Zn-Fe (PA01) / cromatura (PAOC)
- Filettature: BSP - NPT - RC
- Guarnizioni standard:
NBR (PA01) / FKM (PAOC)
- Temperatura d'esercizio:
(PA01) -25 °C +100 °C
(PAOC) -25 °C +200 °C
- Guarnizioni opzionali: FKM, FFKM, EPDM o altro.
- Pressioni di esercizio: 250-350 bar

Technical data E

- Standard: ISO 7241 A
- Occlusion: free flow
- Locking: radial balls
- Material: steel
- Finishing: Zn-Fe (PA01) / chroming (PAOC)
- Threads: BSP - NPT - RC
- Standard seals:
NBR (PA01) / FKM (PAOC)
- Working temperature:
(PA01) -25 °C +100 °C
(PAOC) -25 °C +200 °C
- Optional seals: FKM, FFKM, EPDM or more.
- Working pressure: 250-350 bar

Technische Merkmale D

- Norm: ISO 7241 A
- Verschluss: freier Durchlauf
- Kupplung: Radial Kugeln
- Werkstoff: Stahl
- Ausführung: Zn-Fe (PA01) / Verchromung (PAOC)
- Gewinde: BSP - NPT - RC
- Standard-Dichtungen:
NBR (PA01) / FKM (PAOC)
- Betriebstemperatur:
(PA01) -25 °C +100 °C
(PAOC) -25 °C +200 °C
- Dichtungen nach Wahl: FKM, FFKM, EPDM, usw.
- Betriebsdruck: 250-350 bar

Caracteristiques techniques F

- Norme: ISO 7241 A
- Obturation: passage libre
- Accrochage: billes radiales
- Matériel: acier
- Traitement: Zn-Fe (PA01) / chromage (PAOC)
- Taraudage: BSP - NPT - RC
- Joints standard: NBR (PA01) / FKM (PAOC)
- Température de service:
(PA01) -25 °C +100 °C
(PAOC) -25 °C +200 °C
- Joints facultatifs: FKM, FFKM, EPDM, ect.
- Pression de service: 250-350 bar



PA01

Nominal size				Max working pressure	Rated flow	Max flow rate	Min burst pressure			Fluid spillage
DNP	BG	ISO	mm				Male	Female	Coupled	
06	1	6.3	5.5	35	12	24	-	-	140	-
10	2	10	9	35	23	46	-	-	150	-
13	3	12.5	11.5	30	45	90	-	-	120	-
20	4	20	16.5	25	106	220	-	-	100	-
25	5	25	19	25	189	380	-	-	100	-
30	6	31.5	24.5	25	288	580	-	-	100	-

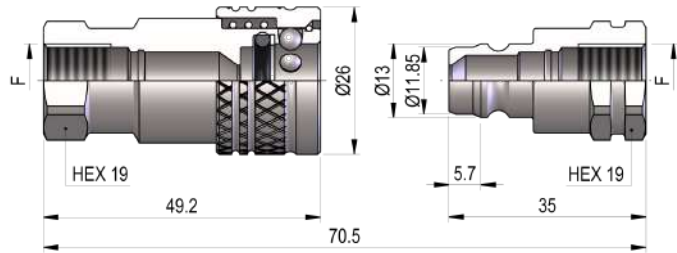
1 MPa = 145.04 psi • 1 l = 0.264 gal

PAOC

Nominal size				Max working pressure	Rated flow	Max flow rate	Min burst pressure			Fluid spillage
DNP	BG	ISO	mm				Male	Female	Coupled	
10	2	10	13	35	45	90	-	-	150	-
13	3	12.5	17.2	30	189	380	-	-	120	-
20	4	20	23.2	25	288	580	-	-	100	-
25	5	25	28.2	25	379	760	-	-	100	-

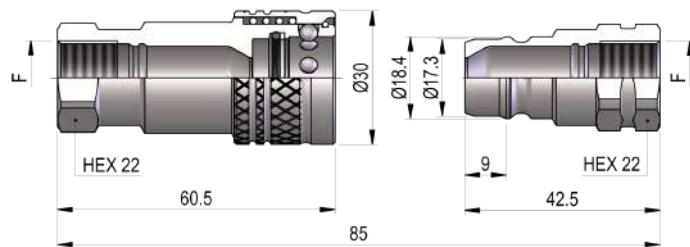
1 MPa = 145.04 psi • 1 l = 0.264 gal

PA01 DN06 - BG 1 - ISO 6.3



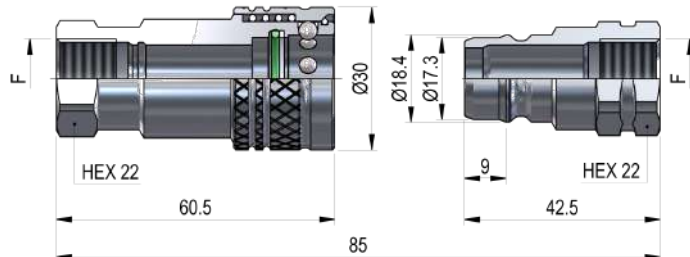
F	STANDARD	FEMMINA - FEMALE - MUFFE - FEMELLE			MASCHIO - MALE - STECKER - MALE		
		COD. F	Weight (g)	Packaging (pcs)	COD. M	Weight (g)	Packaging (pcs)
BSP 1/4"	DIN 3852-2-X	PAO1.0606.002	102	180	PAO1.0606.003	33	300
NPT 1/4"	ANSI B1.20.3	PAO1.0606.012	103	180	PAO1.0606.013	34	300
RC 1/4"	EN 10226	PAO1.0606.042	103	180	PAO1.0606.043	34	300

PA01 DN10 - BG 2 - ISO 10



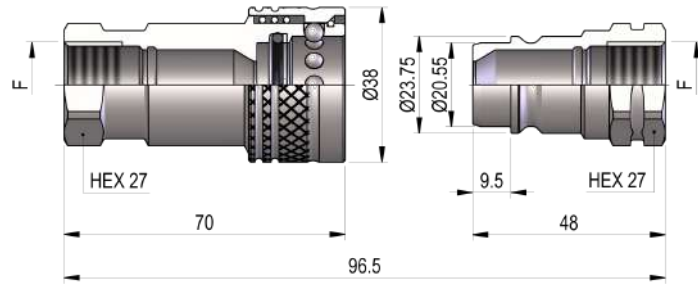
F	STANDARD	FEMMINA - FEMALE - MUFFE - FEMELLE			MASCHIO - MALE - STECKER - MALE		
		COD. F	Weight (g)	Packaging (pcs)	COD. M	Weight (g)	Packaging (pcs)
BSP 3/8"	DIN 3852-2-X	PAO1.1010.002	146	100	PAO1.1010.003	50	200
NPT 3/8"	ANSI B1.20.3	PAO1.1010.012	147	100	PAO1.1010.013	51	200
RC 3/8"	EN 10226	PAO1.1010.042	147	100	PAO1.1010.043	51	200

PAOC DN10 - BG 2 - ISO 10



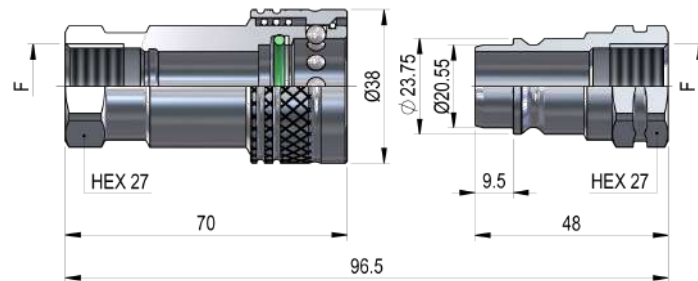
F	STANDARD	FEMMINA - FEMALE - MUFFE - FEMELLE			MASCHIO - MALE - STECKER - MALE		
		COD. F	Weight (g)	Packaging (pcs)	COD. M	Weight (g)	Packaging (pcs)
BSP 3/8"	DIN 3852-2-X	PAOC.1010.002	145	100	PAOC.1010.003	49	200

PA01 DN13 - BG 3 - ISO 12.5



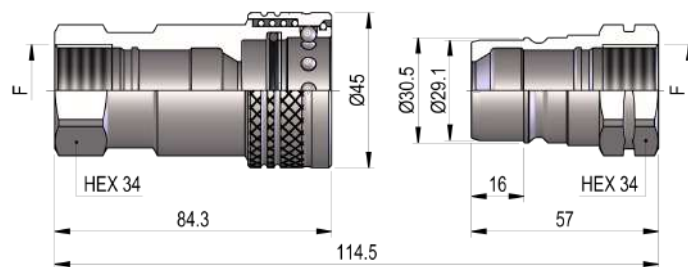
THREADS	F	STANDARD	FEMMINA - FEMALE - MUFFE - FEMELLE			MASCHIO - MALE - STECKER - MALE		
			COD. F	Weight (g)	Packaging (pcs)	COD. M	Weight (g)	Packaging (pcs)
IG 1	BSP 1/2"	DIN 3852-2-X	PA01.1313.002	250	50	PA01.1313.003	80	200
	NPT 1/2"	ANSI B1.20.3	PA01.1313.012	251	50	PA01.1313.013	81	200
	RC 1/2"	EN 10226	PA01.1313.042	251	50	PA01.1313.043	81	200
IG 2	M22x1.5	SAE J 2244/1	PA01.1322.102	243	50	PA01.1322.103	73	200

PAOC DN13 - BG 3 - ISO 12.5



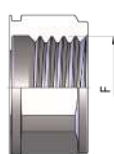
F	STANDARD	FEMMINA - FEMALE - MUFFE - FEMELLE			MASCHIO - MALE - STECKER - MALE		
		COD. F	Weight (g)	Packaging (pcs)	COD. M	Weight (g)	Packaging (pcs)
BSP 1/2"	DIN 3852-2-X	PAOC.1313.002	246	50	PAOC.1313.003	76	200

PA01 DN20 - BG 4 - ISO 20

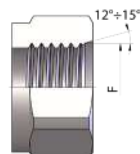


F	STANDARD	FEMMINA - FEMALE - MUFFE - FEMELLE			MASCHIO - MALE - STECKER - MALE		
		COD. F	Weight (g)	Packaging (pcs)	COD. M	Weight (g)	Packaging (pcs)
BSP 3/4"	DIN 3852-2-X	PA01.2019.002	396	28	PA01.2019.003	149	45
NPT 3/4"	ANSI B1.20.3	PA01.2019.012	400	28	PA01.2019.013	153	45
RC 3/4"	EN 10226	PA01.2019.042	400	28	PA01.2019.043	153	45

THREADS

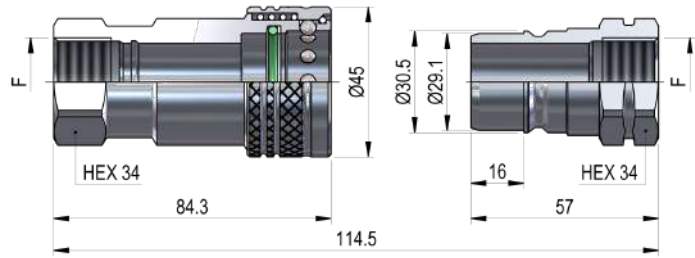


IG 1



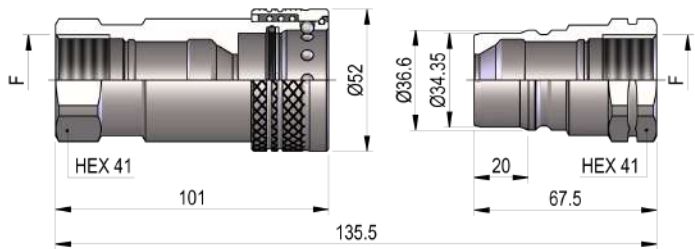
IG 2

PAOC DN20 - BG 4 - ISO 20



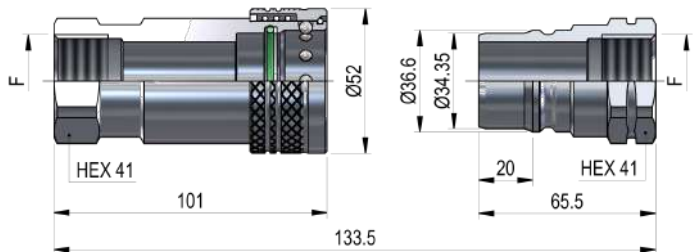
F	STANDARD	FEMMINA - FEMALE - MUFFE - FEMELLE			MASCHIO - MALE - STECKER - MALE		
		COD. F	Weight (g)	Packaging (pcs)	COD. M	Weight (g)	Packaging (pcs)
BSP 3/4"	DIN 3852-2-X	PAOC.2019.002	392	28	PAOC.2019.003	145	45

PA01 DN25 - BG 5 - ISO 25



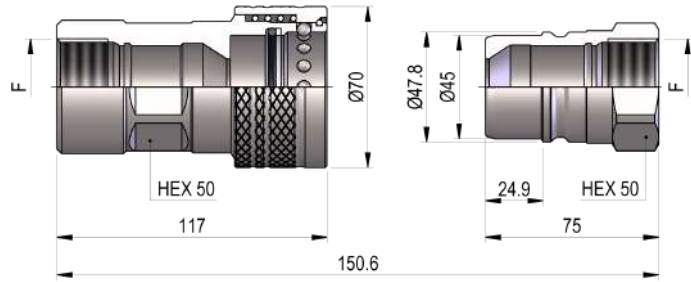
F	STANDARD	FEMMINA - FEMALE - MUFFE - FEMELLE			MASCHIO - MALE - STECKER - MALE		
		COD. F	Weight (g)	Packaging (pcs)	COD. M	Weight (g)	Packaging (pcs)
BSP 1"	DIN 3852-2-X	PA01.2525.002	640	20	PA01.2525.003	243	30
NPT 1"	ANSI B1.20.3	PA01.2525.012	649	20	PA01.2525.013	252	30
RC 1"	EN 10226	PA01.2525.042	649	20	PA01.2525.043	252	30

PAOC DN25 - BG 5 - ISO 25



F	STANDARD	FEMMINA - FEMALE - MUFFE - FEMELLE			MASCHIO - MALE - STECKER - MALE		
		COD. F	Weight (g)	Packaging (pcs)	COD. M	Weight (g)	Packaging (pcs)
BSP 1"	DIN 3852-2-X	PAOC.2525.002	631	20	PAOC.2525.003	234	30

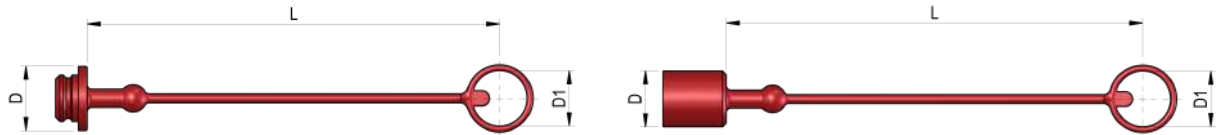
PA01 DN30 - BG 6 - ISO 31.5



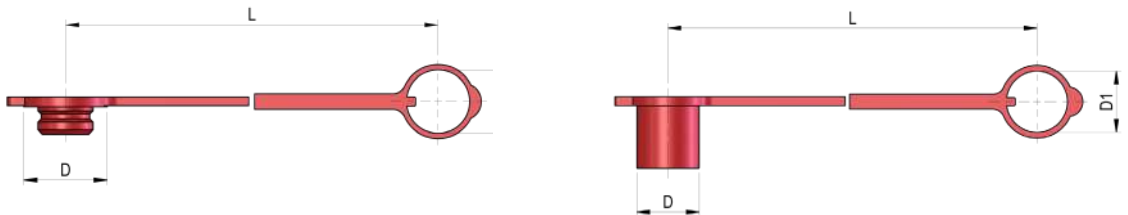
F	STANDARD	FEMMINA - FEMALE - MUFFE - FEMELLE			MASCHIO - MALE - STECKER - MALE		
		COD. F	Weight (g)	Packaging (pcs)	COD. M	Weight (g)	Packaging (pcs)
BSP 1"¼	DIN 3852-2-X	PA01.3031.002	1381	12	PA01.3031.003	425	20
NPT 1"¼	ANSI B1.20.3	PA01.3031.012	1392	12	PA01.3031.013	436	20
RC 1"¼	EN 10226	PA01.3031.042	1392	12	PA01.3031.043	436	20

PLASTIC CAPS

NOMINAL SIZE			FEMALE DUST PLUG					MALE DUST CAP					COLOR	MATERIAL
DNP	BG	ISO	COD. F	Dimensions			Weight (g)	COD. M	Dimensions			Weight (g)		
				D	L	D1			D	L	D1			
10	2	10	SPAV.10002	28	220	22	14	SPAV.10003	23.5	220	22	16	●	PVC
10	2	10	SPAV.10022	28	220	22	14	SPAV.10023	23.5	220	22	16	●	PVC
10	2	10	SPAV.10032	28	220	22	14	SPAV.10033	23.5	220	22	16	●	PVC
10	2	10	SPAV.10042	28	220	22	14	SPAV.10043	23.5	220	22	16	●	PVC
13	3	12.5	SPAV.13002	35	250	26	20	SPAV.13003	29	250	26	21	●	PVC
13	3	12.5	SPAV.13012	35	250	26	20	SPAV.13013	29	250	26	21	●	PVC
13	3	12.5	SPAV.13022	35	250	26	20	SPAV.13023	29	250	26	21	●	PVC
13	3	12.5	SPAV.13032	35	250	26	20	SPAV.13033	29	250	26	21	●	PVC
13	3	12.5	SPAV.13042	35	250	26	20	SPAV.13043	29	250	26	21	●	PVC
13	3	12.5	SPAV.13052	35	250	26	20	SPAV.13053	29	250	26	21	○	PVC
13	3	12.5	SPAV.13062	35	250	26	20	SPAV.13063	29	250	26	21	●	PVC
20	4	20	SPAV.20002	42	270	36	33	SPAV.20003	36.5	270	36	39	●	PVC
20	4	20	SPAV.20012	42	270	36	33	SPAV.20013	36.5	270	36	39	●	PVC
20	4	20	SPAV.20032	42	270	36	33	SPAV.20033	36.5	270	36	39	●	PVC
20	4	20	SPAV.20042	42	270	36	33	SPAV.20043	36.5	270	36	39	●	PVC
20	4	20	SPAV.20052	42	270	36	33	SPAV.20053	36.5	270	36	39	○	PVC
20	4	20	SPAV.20062	42	270	36	33	SPAV.20063	36.5	270	36	39	●	PVC

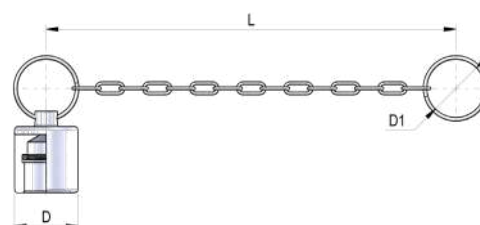
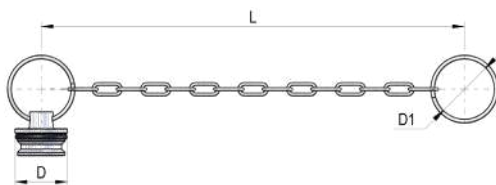


NOMINAL SIZE			FEMALE DUST PLUG					MALE DUST CAP					COLOR	MATERIAL
DNP	BG	ISO	COD. F	Dimensions			Weight (g)	COD. M	Dimensions			Weight (g)		
				D	L	D1			D	L	D1			
06	1	6.3	SPAV.06002	23.5	128	19	7	SPAV.06003	17.5	125	17.5	8	●	PVC
13	3	12.5	SPAV.13002 KR	37.5	190	29	14	SPAV.13003 KR	29.5	195	27	19	●	PVC
13	3	12.5	SPAV.13012 KR	37.5	190	29	14	SPAV.13013 KR	29.5	195	27	19	●	PVC
13	3	12.5	SPAV.13022 KR	37.5	190	29	14	SPAV.13023 KR	29.5	195	27	19	●	PVC
13	3	12.5	SPAV.13032 KR	37.5	190	29	14	SPAV.13033 KR	29.5	195	27	19	●	PVC
13	3	12.5	SPAV.13042 KR	37.5	190	29	14	SPAV.13043 KR	29.5	195	27	19	●	PVC
25	5	25	SPAV.250032	54.5	248	41	42	SPAV.25003	42	248	42	47	●	PVC

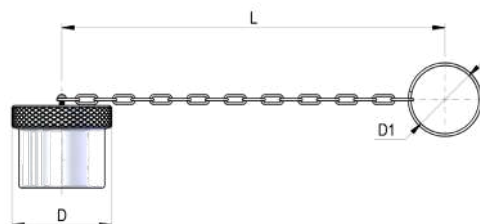

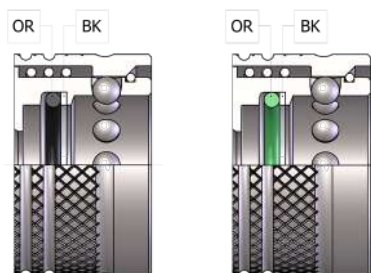


METAL CAPS

NOMINAL SIZE				FEMALE DUST PLUG				MALE DUST CAP				MATERIAL	
DNP	BG	ISO	COD. F	Dimensions			Weight (g)	COD. M	Dimensions			Weight (g)	
				D	L	D1			D	L	D1		
06	1	6.3	SPAV.06202	19	160	30	11	SPAV.06203	19	180	30	18	Aluminum
10	2	10	SPAV.10202	30	200	33	42	SPAV.10203	30	200	33	50	Aluminum
13	3	12.5	SPAV.13202	38	205	32	51	SPAV.13203	38	205	32	70	Aluminum
20	4	20	SPAV.20202	45	275	47	66	SPAV.20203	45	275	47	107	Aluminum
25	5	25	SPAV.25202	43	240	41	59	SPAV.25203	45	290	41	119	Aluminum



NOMINAL SIZE				FEMALE DUST PLUG				MALE DUST CAP				MATERIAL	
DNP	BG	ISO	COD. F	Dimensions			Weight (g)	COD. M	Dimensions			Weight (g)	
				D	L	D1			D	L	D1		
30	6	31.5	SPAV.30202	70	275	47	119	SPAV.30203	70	275	47	280	Aluminum


SPARE PARTS


NOMINAL SIZE			PA01 FEMALE GASKET		PA0C FEMALE GASKET	
DNP	BG	ISO	OR (NBR*)	BK (PTFE)	OR (FKM)	BK (PTFE)
06	1	6.3	PAV.006.120	PAV.006.130	-	-
10	2	10	PAV.010.120	PAV.010.130	PAV.010.120 V	PAV.010.130
13	3	12.5	PAV.013.120	PAV.013.130	PAV.013.120 V	PAV.013.130
20	4	20	PAV.019.120	PAV.019.130	PAV.019.120 V	PAV.019.130
25	5	25	PAV.025.120	PAV.025.130	PAV.025.120 V	PAV.025.130
30	6	31.5	PAV.030.120	PAV.030.130	-	-

*AL CODICE DELLA GUARNIZIONE IN NBR AGGIUNGERE 'E' PER EPDM O 'V' PER VITON

*TO THE NBR GASKET CODE ADD 'E' FOR EPDM OR 'V' FOR VITON

*ZU DER ARTIKELNR. DER NBR DICHTUNG GEBEN SIE 'E' FUER EPDM ODER 'V' FUER VITON AN

*AU CODE DU JOINT EN NBR JOINDRE 'E' POUR EPDM OU 'V' POUR VITON